

# Semiconductors 20 2022

**The annual report on the most valuable and strongest Semiconductor brands**  
February 2022

# Contents.

---

|   |           |
|---|-----------|
| <b>About Brand Finance</b>                                      | <b>3</b>  |
| <b>Foreword</b>   |           |
| <i>David Haigh, Chairman &amp; CEO, Brand Finance</i>           | <b>7</b>  |
| <b>Executive Summary</b>  | <b>9</b>  |
| Brand Value & Brand Strength Analysis                           | 10        |
| <b>Brand Spotlight: AMD</b>                                     | <b>14</b> |
| <i>Interview with John Taylor, Chief Marketing Officer, AMD</i> |           |
| <b>Methodology</b>  | <b>17</b> |
| <b>Our Services</b>   | <b>24</b> |

# About Brand Finance.

**Brand Finance is the world's leading brand valuation consultancy.**

**We bridge the gap between marketing and finance**

Brand Finance was set up in 1996 with the aim of 'bridging the gap between marketing and finance'. For 25 years, we have helped companies and organisations of all types to connect their brands to the bottom line.

**We quantify the financial value of brands**

We put 5,000 of the world's biggest brands to the test every year. Ranking brands across all sectors and countries, we publish nearly 100 reports annually.

**We offer a unique combination of expertise**

Our teams have experience across a wide range of disciplines from marketing and market research, to brand strategy and visual identity, to tax and accounting.

**We pride ourselves on technical credibility**

Brand Finance is a chartered accountancy firm regulated by the Institute of Chartered Accountants in England and Wales, and the first brand valuation consultancy to join the International Valuation Standards Council.

Our experts helped craft the internationally recognised standards on Brand Valuation – ISO 10668 and Brand Evaluation – ISO 20671. Our methodology has been certified by global independent auditors – Austrian Standards – as compliant with both, and received the official approval of the Marketing Accountability Standards Board.



## Get in Touch.

**For business enquiries, please contact:**

**Lorenzo Coruzzi**

Associate

[l.coruzzi@brandfinance.com](mailto:l.coruzzi@brandfinance.com)

**For media enquiries, please contact:**

**Konrad Jagodzinski**

Communications Director

[k.jagodzinski@brandfinance.com](mailto:k.jagodzinski@brandfinance.com)

**For all other enquiries:**

[enquiries@brandfinance.com](mailto:enquiries@brandfinance.com)

+44 207 389 9400

[www.brandfinance.com](http://www.brandfinance.com)



[linkedin.com/company/brand-finance](https://linkedin.com/company/brand-finance)



[twitter.com/brandfinance](https://twitter.com/brandfinance)



[facebook.com/brandfinance](https://facebook.com/brandfinance)



[youtube.com/brandfinance](https://youtube.com/brandfinance)



# Request your own Brand Value Report

A Brand Value Report provides a complete breakdown of the assumptions, data sources, and calculations used to arrive at your brand's value.

Each report includes expert recommendations for growing brand value to drive performance and offers a cost-effective way to gaining a better understanding of your position against peers.

Visit [brandirectory.com/request-a-valuation](https://brandirectory.com/request-a-valuation)  
or email [enquiries@brandfinance.com](mailto:enquiries@brandfinance.com)



Insight



Strategy



Benchmarking



Education



Communication



Understanding

Benefits



Brand Valuation  
Summary



Brand  
Strength Tracking



Royalty Rates



Cost of  
Capital Analysis



Customer  
Research Findings



Competitor  
Benchmarking

Contents



# Brandirectory.com



Brandirectory is the world's largest database of current and historical brand values, providing easy access to all Brand Finance rankings, reports, whitepapers, and consumer research published since 2007.

- + Browse thousands of published brand values
- + Track brand value, strength, and rating across publications and over time
- + Use interactive charts to compare brand values across countries, sectors, and global rankings
- + Purchase and instantly unlock premium data, complete brand rankings, and research

Visit [brandirectory.com](https://brandirectory.com) to find out more.

## Brand Finance Group.



**Brand Finance**  
Institute

### Brand Finance Institute

Brand Finance Institute is the educational division of Brand Finance, whose purpose is to create and foster a professional environment for knowledge-sharing and networking among practitioners and experts in the market. BFI organises events, in-company training, and corporate educational initiatives around the world. In the quest for marketing excellence and with the purpose to equip the brand valuation and strategy practitioners with the necessary skills and tools, we have developed a wide range of programmes and certifications in collaboration with the most coveted business schools, universities and thought leaders in the field.

**Brand Dialogue**



### Brand Dialogue

Brand Dialogue is a public relations agency developing communications strategies to create dialogue that drives brand value. Brand Dialogue has over 25 years of experience in delivering campaigns driven by research, measurement, and strategic thinking for a variety of clients, with a strong background in geographic branding, including supporting nation brands and brands with a geographical indication (GI). Brand Dialogue manages communications activities across Brand Finance Group's companies and network.

**vi360**

### VI360

VI360 is a brand identity management consultancy working for clients of all sizes on brand compliance, brand transition, and brand identity management. VI360 provide straightforward and practical brand management that results in tangible benefits for your business.

Brand Finance®



# Global Brand Equity Monitor

- Original market research on over **5,000 brands**
- **36 countries** and over **29 sectors** covered
- More than **100,000 respondents** surveyed annually
- We are now **in our 6<sup>th</sup> consecutive year** conducting the study

Visit [branddirectory.com/consumer-research](https://branddirectory.com/consumer-research)  
or email [enquiries@brandfinance.com](mailto:enquiries@brandfinance.com)



[enquiries@branddirectory.com](mailto:enquiries@branddirectory.com)

# Foreword.

---



**David Haigh**  
Chairman & CEO,  
Brand Finance

What is the purpose of a strong brand: to attract customers, to build loyalty, to motivate staff? All true, but for a commercial brand at least, the first answer must always be 'to make money'.

Huge investments are made in the design, launch, and ongoing promotion of brands. Given their potential financial value, this makes sense. Unfortunately, most organisations fail to go beyond that, missing huge opportunities to effectively make use of what are often their most important assets. Monitoring of brand performance should be the next step, but is often sporadic. Where it does take place, it frequently lacks financial rigour and is heavily reliant on qualitative measures, poorly understood by non-marketers.

As a result, marketing teams struggle to communicate the value of their work and boards then underestimate the significance of their brands to the business. Sceptical finance teams, unconvinced by what they perceive as marketing mumbo jumbo, may fail to agree necessary investments. What marketing spend there is, can end up poorly directed as marketers are left to operate with insufficient financial guidance or accountability. The end result can be a slow but steady downward spiral of poor communication, wasted resources, and a negative impact on the bottom line.

Brand Finance bridges the gap between marketing and finance. Our teams have experience across a wide range of disciplines from market research and visual identity, to tax and accounting. We understand the importance of design, advertising, and marketing, but we also believe that the ultimate and overriding purpose of brands is to make money. That is why we connect brands to the bottom line.

By valuing brands, we provide a mutually intelligible language for marketing and finance teams. Marketers then have the ability to communicate the significance of what they do, and boards can use the information to chart a course that maximises profits. Without knowing the precise, financial value of an asset, how can you know if you are maximising your returns? If you are intending to license a brand, how can you know you are getting a fair price? If you are intending to sell, how do you know what the right time is? How do you decide which brands to discontinue, whether to rebrand and how to arrange your brand architecture? Brand Finance has conducted thousands of brand and branded business valuations to help answer these questions.

Brand Finance's research revealed the compelling link between strong brands and stock market performance. It was found that investing in highly-branded companies would lead to a return almost double that of the average for the S&P 500 as a whole.

Acknowledging and managing a company's intangible assets taps into the hidden value that lies within it. The following report is a first step to understanding more about brands, how to value them and how to use that information to benefit the business.

The team and I look forward to continuing the conversation with you.

# AMD Named World's Fastest- Growing Semiconductor Brand.

- + **AMD** is identified as world's fastest-growing semiconductor brand of 2022 brand value up 122% year on year
- + In addition, AMD's Dr. Lisa Su is highest-ranked female chief executive in Brand Guardianship Index 2022 of world's top 250 CEOs, claiming 10th place overall
- + **Intel** tops Brand Finance Semiconductors 20 2022 ranking as industry's most valuable brand globally, with brand value of over US\$25 billion
- + US semiconductor brands dominate ranking claiming 7 out of top 10 spots
- + **Nvidia** is strongest semiconductor brand with AAA- rating, outranking competitors, including Intel



# Executive Summary.



# Executive Summary.

---



**AMD** has been named the fastest-growing semiconductor brand of 2022. The brand has seen an impressive growth of 122% over the past year to US\$6.1 billion, up from US\$2.7 billion in 2021.

Every year, Brand Finance puts 5,000 of the biggest brands to the test, and publishes nearly 100 reports, ranking brands across all sectors and countries. For the first time, the world's top 20 most valuable and strongest semiconductor brands are included in a separate industry ranking – the Brand Finance Semiconductors 20 2022.

AMD has seen the highest rate of growth among the world's top 20 semiconductor brands included in the ranking, more than doubling in brand value in just a year. When considering a broader two-year timeframe of the span of the COVID-19 pandemic, AMD's brand value has grown by an eye-watering 318%. This growth can be attributed to focusing on the mobile and server segments and expanding to the gaming segment. AMD has invested in the potential of the gaming industry by forging strategic partnerships with Xbox and PlayStation.

The CEO of the semiconductor industry's star performer, Dr. Lisa Su, has also been recognized in the Brand Finance Brand Guardianship Index 2022 as the highest ranked woman, claiming 10th place overall. The Index ranks the world's top 250 chief executives according to how well they manage and grow their company's brand. The ranking is informed by the results of an original survey of over 1,000 market analysts and journalists. Dr. Su's leadership of a tech company is unfortunately a rarity, with most being run by male CEOs. This is reflected in the ranking, with only five female CEOs in the top 100.

**Ultimately, the role of a brand guardian is to build brand and business value. Our ranking recognises those who are building business value in a sustainable manner, by balancing the needs of all stakeholders – employees, investors, and the wider society.**

**David Haigh**  
Chairman & CEO, Brand Finance

## Top 20 Most Valuable Semiconductor Brands

© Brand Finance Plc 2022

|    |   |   |                |       |
|----|---|---|----------------|-------|
| 1  |      |    | \$25.6bn       | -20%  |
| 2  |      |    | \$20.5bn       | +66%  |
| 3  |      |    | \$16.1bn       | +100% |
| 4  |    |   | \$9.4bn        | +22%  |
| 5  |    |                                        | \$7.8bn        | +34%  |
| 6  |      |   | \$6.4bn        | -2.0% |
| 7  |      |   | \$6.3bn        | +34%  |
| 8  |      |   | \$6.1bn        | +122% |
| 9  |    |                                        | \$5.9bn        | +45%  |
| 10 |    |                                       | \$4.4bn        | -5%   |
| 11 |    |                                        | \$4.1bn        | +32%  |
| 12 |    |                                        | \$4.0bn        | +74%  |
| 13 |    |                                        | \$2.9bn        | +17%  |
| 14 |  | <br>ASE GROUP<br>\$2.8bn<br>New      | \$2.8bn<br>New |       |
| 15 |  |                                      | \$2.5bn        | +16%  |
| 16 |    | <br>muRata<br>INNOVATOR IN ELECTRONICS | \$2.2bn        | -8%   |
| 17 |    | <br>ST<br>life.ougmentec               | \$2.1bn        | +13%  |
| 18 |    |                                        | \$2.0bn        | +19%  |
| 19 |  |                                       | \$2.0bn        | +29%  |
| 20 |  |                                      | \$2.0bn        | +30%  |



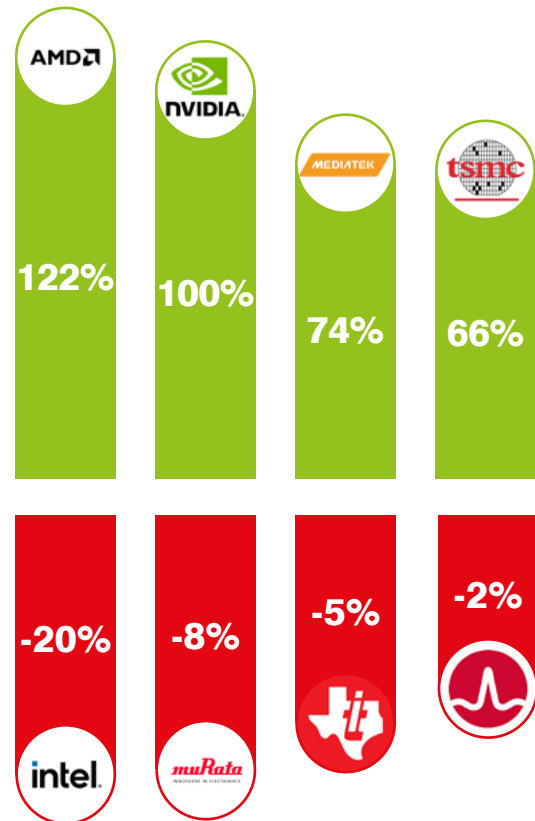
## Intel ranks #1 in the semiconductor sector

Although AMD has seen the highest rate of growth among the top 20 semiconductor brands included in the ranking, Intel ranks as the industry's most valuable brand globally, with a brand value of US\$25.6 billion. The brand has recorded a drop in value of 20% since last year, as its operations have been impacted by supply chain issues and chip shortages at the end of 2021 which caused a loss of market share compared to competitors. Although there have been setbacks induced by the pandemic, Intel newly released its 12th generation processor series Alder Lake which aims to achieve better performance for high intensity tasks such as gaming and video editing.

## US brands dominate semiconductor ranking with 7 out of the top 10

Despite the pandemic, the semiconductor industry has set a new annual record for sales by increasing production and distribution globally. The ranking includes seven American semiconductor brands in the top 10 alone: Intel, Nvidia, Qualcomm, Broadcom, Micron Technology, AMD, and Texas Instruments.

## Brand Value Change 2021-2022 (%)



© Brand Finance Plc 2022




The semiconductor industry has created a tremendous, lasting impact on society and our daily lives. As technology advances, there is a rising demand from different sectors such as automotive brands that manufacture electric vehicles which drive market demand significantly. The semiconductor market is expected to grow substantially owing to the rising investment by the market players to expand the sector.

**Lorenzo Coruzzi**  
Associate, Brand Finance



## Top 5 Strongest Semiconductor Brands

© Brand Finance Plc 2022



In 2021, unit production of semiconductors has doubled since the previous year and is expecting growth to fulfil demands to execute chip needs for new innovations in artificial intelligence, quantum computing and 5G smartphones. The US government has proposed to devote a budget of US\$50 billion towards semiconductor investment and research to promote domestic manufacturing as a priority.

### Nvidia shines as the strongest semiconductor brand

Apart from calculating brand value, Brand Finance also determines the relative strength of brands through a balanced scorecard of metrics evaluating

marketing investment, stakeholder equity, and business performance. Certified by ISO 20671, Brand Finance's assessment of stakeholder equity incorporates original market research data from over 100,000 respondents in more than 35 countries and across nearly 30 sectors.

Although Intel is the industry's most valuable brand, a fellow American brand Nvidia is the strongest semiconductor brand in the world with a Brand Strength Index (BSI) score of 83.6 out of 100. As an expert in the field of AI chips and graphics, Nvidia has forecasted a boost in revenue after Facebook's rebrand to Meta with the aim of supporting applications by creating a virtual reality metaverse.

## Brand Value by Country

© Brand Finance Plc 2022




| Country       | Brand Value (USD bn) | % of total    | Number of Brands |
|---------------|----------------------|---------------|------------------|
| United States | 79.5                 | 58.9%         | 10               |
| China         | 27.2                 | 20.2%         | 3                |
| South Korea   | 9.4                  | 6.9%          | 1                |
| Netherlands   | 8.0                  | 5.9%          | 2                |
| Japan         | 4.6                  | 3.4%          | 2                |
| Germany       | 4.1                  | 3.1%          | 1                |
| Switzerland   | 2.1                  | 1.5%          | 1                |
| <b>Total</b>  | <b>134.9</b>         | <b>100.0%</b> | <b>20</b>        |

# Brand Spotlights.



# Brand Spotlight: AMD.



# AMD

Rank

Brand Value

**147**



**\$6.1bn +122%**

Rank

Brand Strength

**143**



**78.5 +6.2**



**Brand Finance®  
Awards**

**TOP 10  
FASTEST GROWING  
AMERICAN BRAND**

# Interview with John Taylor.

---



**John Taylor**  
Chief Marketing Officer,  
AMD

**AMD once again features in the top 10 fastest growing brands in the US (122% increase YoY). To what do you attribute the incredible growth in 2021?**

We have leadership products across our focus markets which helps fuel business momentum and growth. And those high-performance computing markets where we are focused – from cloud services to PCs to game consoles and graphics – are in high demand. We complemented this in 2021 with investments in building awareness and equity for the AMD corporate brand through multiple high impact campaigns.

**Brand Finance market research also reveals that AMD exhibits high levels of customer recommendation whilst perceptions of overall reputation have also increased over 12 months. Do you think the brand has strong momentum within the consumer segment?**

We have had strong growth in both consumer computing and graphics and expect this to continue with ongoing great products and marketing. For example, AMD is the brand powering all forms of gaming (e.g., PC, console, cloud, and handheld) and our partnerships with Tesla and Samsung are expanding our reach further, to even more consumers.

**AMD has experienced phenomenal growth in both business and brand value over the last 5 years and strategic mergers such as the deal announced with XILINX in 2020 have contributed significantly to this. What do you see as key growth opportunities for the brand over the next 5 years?**

Our vision is for AMD to lead in high performance computing for the most important markets today and tomorrow. Thus, we see significant opportunities to continue to grow the AMD brand. We believe the Xilinx acquisition will contribute significantly in new and meaningful ways, evolving our company and vision, developing new technologies, introducing us to new markets, and partnering with new customers.

**What are the core values at the heart of AMD and how do you see these helping the brand grow and distinguish itself from key competitors such as Intel?**

AMD is all about building great products, deepening customer relationships, and getting consistently better at everything we do. As such, we are developing an inclusive brand that relies on our partners, as much as they rely on us, with the belief that the best progress is the progress we make together.

**Intel has dropped 20 places in our rankings from 18th to 38th whilst AMD has climbed from 290th to 147th. Do you foresee this gap closing even more in the future?**

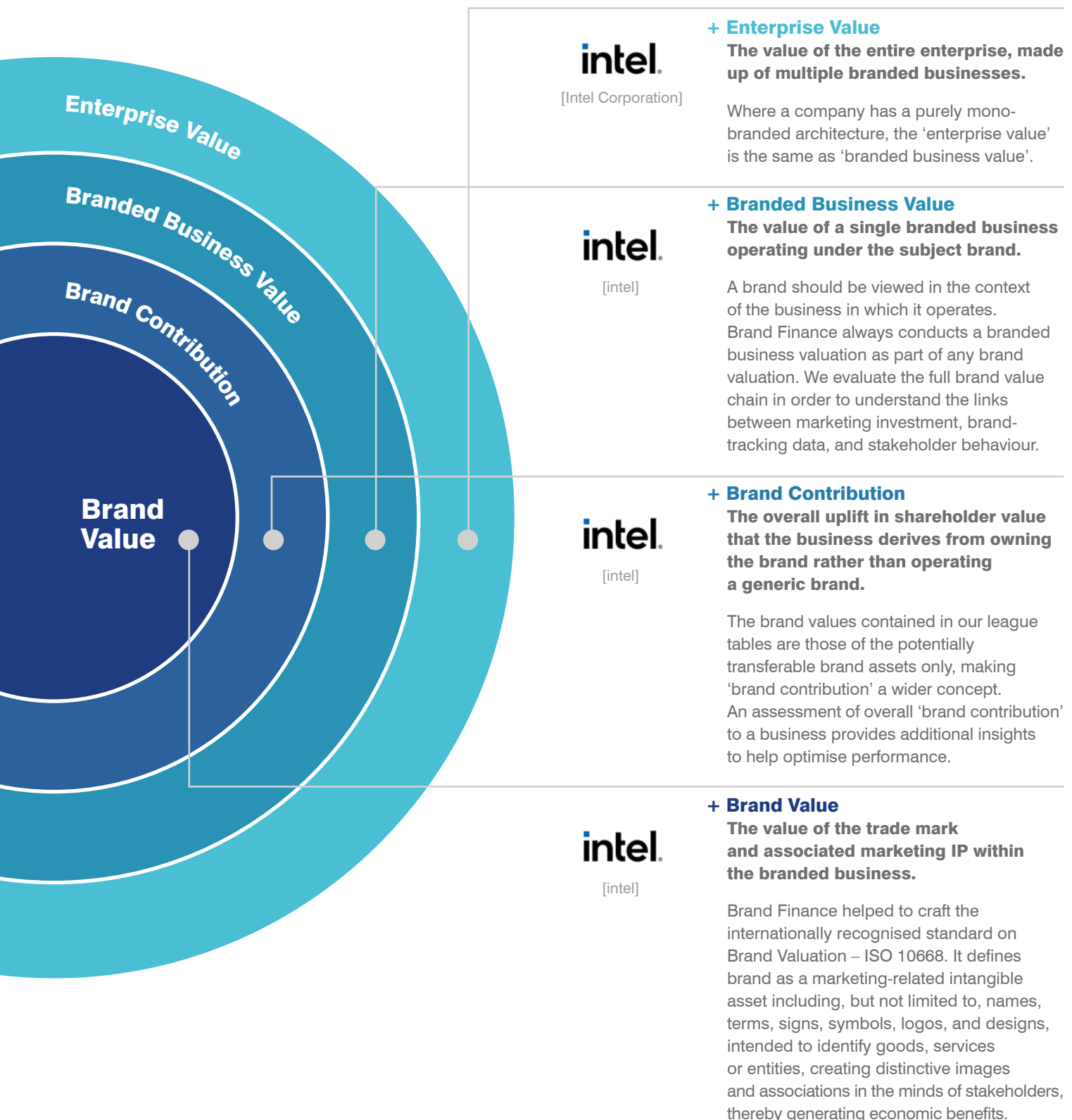
We are focused on strengthening our brand, expanding our communities, and building deep industry partnerships. All enabled by our industry leading technology roadmap. We are truly excited about what is to come.





# Methodology.

# Definitions.



# Brand Valuation Methodology.

## Definition of Brand

Brand is defined as a marketing-related intangible asset including, but not limited to, names, terms, signs, symbols, logos, and designs, intended to identify goods, services, or entities, creating distinctive images and associations in the minds of stakeholders, thereby generating economic benefits.

## Brand Value

Brand value refers to the present value of earnings specifically related to brand reputation. Organisations own and control these earnings by owning trademark rights.

All brand valuation methodologies are essentially trying to identify this, although the approach and assumptions differ. As a result published brand values can be different.

These differences are similar to the way equity analysts provide business valuations that are different to one another. The only way you find out the “real” value is by looking at what people really pay.

As a result, Brand Finance always incorporates a review of what users of brands actually pay for the use of brands in the form of brand royalty agreements, which are found in more or less every sector in the world.

This is sometimes known as the “Royalty Relief” methodology and is by far the most widely used approach for brand valuations since it is grounded in reality.

It is the basis for a public rankings but we always augment it with a real understanding of people’s perceptions and their effects on demand – from our database of market research on over 3000 brands in over 30 markets.

### Disclaimer

Brand Finance has produced this study with an independent and unbiased analysis. The values derived and opinions produced in this study are based only on publicly available information and certain assumptions that Brand Finance used where such data was deficient or unclear. Brand Finance accepts no responsibility and will not be liable in the event that the publicly available information relied upon is subsequently found to be inaccurate. The opinions and financial analysis expressed in the report are not to be construed as providing investment or business advice. Brand Finance does not intend the report to be relied upon for any reason and excludes all liability to any body, government or organisation.

1



## Brand Impact

We review what brands already pay in royalty agreements. This is augmented by an analysis of how brands impact profitability in the sector versus generic brands.

This results in a range of possible royalties that could be charged in the sector for brands (for example a range of 0% to 2% of revenue)

2

## Brand Strength

We adjust the rate higher or lower for brands by analysing Brand Strength. We analyse brand strength by looking at three core pillars: “Inputs” which are activities supporting the future strength of the brand; “Equity” which are real current perceptions sourced from our market research and other data partners; “Output” which are brand-related performance measures such as market share.



Each brand is assigned a Brand Strength Index (BSI) score out of 100, which feeds into the brand value calculation. Based on the score, each brand is assigned a corresponding Brand Rating up to AAA+ in a format similar to a credit rating.

3



## Brand Impact × Brand Strength

The BSI score is applied to the royalty range to arrive at a royalty rate. For example, if the royalty range in a sector is 0-5% and a brand has a BSI score of 80 out of 100, then an appropriate royalty rate for the use of this brand in the given sector will be 4%.

## Forecast Brand Value Calculation

4

We determine brand-specific revenues as a proportion of parent company revenues attributable to the brand in question and forecast those revenues by analysing historic revenues, equity analyst forecasts, and economic growth rates.



We then apply the royalty rate to the forecast revenues to derive brand revenues and apply the relevant valuation assumptions to arrive at a discounted, post-tax present value which equals the brand value.

# Brand Strength.

## Brand Strength

Analytical rigour and transparency are at the heart of our approach to brand measurement at Brand Finance. Therefore, in order to adequately understand the strength of brands we conduct a structured, quantitative review of data that reflect the 'Brand Value Chain' of brand-building activities, leading to brand awareness, perceptions and onwards to brand-influenced customer behaviour.

To manage the 'Brand Value Chain' process effectively we create and use the "Brand Strength Index" (BSI). This index is essentially a modified Balanced Scorecard split between the three core pillars of the 'Brand Value Chain': **Brand Inputs**, **Brand Equity** and **Brand Performance**.



1

## Attribute Selection and Weighting



Although we follow a general structure incorporating the three pillars (Brand Inputs, Brand Equity and Brand Performance), the attributes included are different depending on the sector. A brand strength index for a luxury apparel brand will differ in structure from an index designed for a telecommunications brand. An index for luxury apparel brand may emphasize the exclusiveness, word of mouth recommendation, and price premium, whereas an index for a telecommunications company may emphasize customer service and ARPU as important metrics.

These attributes are weighted according to their perceived importance in driving the following pillar: Brand Investment measures in driving Brand Equity; Brand Equity measures for Brand-Related Business Performance measures; and finally the relevance of Brand-Related Business Performance measures for driving business value.

2

## Data Collection

Brand's ability to influence purchase depends primarily on people's perceptions. Therefore, the majority of the Brand Strength Index is derived from Brand Finance's proprietary Global Brand Equity Research Monitor research, a quantitative study of a sample of over 100,000 people from the general public on their perceptions of over 4,000 brands in over 25 sectors and 37 countries.

However, at Brand Finance we also believe that there are other measures that can be used to fill gaps that survey research may not capture. These include total investment levels – for example in marketing, R&D, innovation expenditure, that can be a better guide to future performance than surveys. They also include online measures – such as ratings by review sites and social media engagement that can give a more granular understanding of marketing effectiveness. Finally they also include real behaviour – for example net additions, customer churn and market share, to overcome the tendency for surveys to incorporate intended behaviour rather than real.

Over a period of 3 to 4 months each year, we collect all this data across all the brands in our study in order to accurately measure their comparative strength.



## Benchmarking and Final Scoring



In order to convert raw data in to scores out of 10 that are comparable between attributes within the scorecard, we then have to benchmark each attribute. We do this by reviewing the distribution of the underlying data and creating a floor and ceiling based on that distribution.

Each brand is assigned a Brand Strength Index (BSI) score out of 100, which feeds into the brand value calculation. Based on the score, each brand is assigned a corresponding rating up to AAA+ in a format similar to a credit rating.

Analysing the three brand strength measures helps inform managers of a brand's potential for future success.












3


















# Global Brand Equity Monitor.

Original market research in 36 countries and across more than 29 sectors with approximately 100,000 consumers rating over 5,000 brands.

## Tier 1

-  Apparel
-  Automobiles
-  Luxury Automobiles
-  Banks
-  Cosmetics & Personal Care
-  Food
-  Insurance
-  Oil & Gas
-  Restaurants
-  Retail & E-Commerce
-  Telecoms
-  Utilities

## Tier 2

-  Airlines
-  Luxury Apparel
-  Appliances
-  Beers
-  Luxury Cosmetics
-  General Retail
-  Healthcare Services
-  Hotels
-  Household Products
-  Logistics
-  Media
-  Pharma
-  Real Estate
-  Soft Drinks
-  Spirits & Wine
-  Technology
-  Tyres



## Brand KPIs and Diagnostics

### 1. Brand Funnel



#### Awareness

Have heard of your brand

#### Familiarity

Know something about your brand

#### Consideration

Would consider buying/using your brand

### 2. Brand Usage

### 3. Quality

### 4. Reputation

### 5. Loyalty

### 6. Closeness

### 7. Recommendation (NPS)

### 8. Word of Mouth

### 9. Brand Imagery

### 10. Advertising Awareness

### 11. Brand Momentum

# Highlights from the Global Brand Equity Monitor.

Brand Finance's proprietary market research provides a robust assessment of brand health on key equity measures, allowing comparison both within and across product and service categories. Benchmarking against brands outside your sector is especially helpful in assessing the real strength of brand – not just the 'best of a bad bunch' in a category where brands are generally weaker.

## What makes a brand great?

Amazon is undoubtedly one of the world's strongest brands, one of just a handful achieving the highest AAA+ rating. It has an extremely strong brand funnel, with near-universal familiarity, and consideration, and while its reputation score is not best-in-class, it is stronger than many of its critics might think.

Every strong brand has its own winning formula, and our research highlights Amazon's particular advantages. Top of that list is the outstanding value which shoppers believe Amazon delivers. Amazon ranks on this measure in big markets such as Brazil, USA, UK, and is #1 among retailers in many more. Value has always been a big driver of consumer behaviour, but Amazon also delivers a slick shopping experience ("excellent website/apps"), and this powerful combination is irresistible for many consumers, even those who question Amazon's values and broader corporate reputation.

## Does brand purpose deliver?

Argument rages among CMOs and marketing gurus over this issue. The jury is out – our data suggests that being seen to "care about the wider community" does correlate somewhat with higher Consideration levels, and is an asset particularly for local favourites such as **Jio** (India) or **Bunnings** (Australia). But brands like **McDonald's** and **Nike** (as well as Amazon) are liked and desired despite somewhat moderate reputations on sustainability and values.

## Who's the coolest cat?

In categories like apparel, tech and automotive, sustainability can make you cool, but it's not the only way. **Porsche** wins relatively few plaudits for sustainability, but its übercoolness is very apparent.

## Selected Rankings for Amazon – All Non-Luxury Brands

|   | Great value for money | Excellent website/apps |
|---|-----------------------|------------------------|
|  | 5                     | 5                      |
|  | 1                     | 1                      |
|  | 8                     | 1                      |
|  | 6                     | 1                      |

© Brand Finance Plc 2022



**43%** Care about the wider community (Rank #1)

**88%** Consideration Conversion



**8%** Care about the wider community (Rank #86)

**92%** Consideration Conversion

Similarly in the apparel category (especially footwear), the correlation between coolness and sustainability is not especially high.

Meanwhile in France, the epitome of chic, the 2<sup>nd</sup>-highest highest scorer among non-luxury brands is.... **Burger King**.














## Get your brand talked-about

Cool brands get talked about, and word-of-mouth (WOM) is another key asset some brands possess. It has proven impact on brand growth, hence WOM's inclusion in our Brand Strength Index model.

In an absolute sense, big brands get talked about a lot more than small ones – their sheer mass presence and relevance ensures that. But deeper analysis reveals a number of challenger brands who look set to profit from above-expectation WOM levels and positive consumer sentiment. Keep an eye on **Tim Horton's** in Spain, **Peros Garment Factory** (Canada), **SAIC** in, yes, the USA and **iinet** in Singapore.



## Top-ranked brands for being “Cool” (Among Category Users) © Brand Finance Plc 2022

|  | 1 <sup>st</sup>   | 2 <sup>nd</sup>  | 3 <sup>rd</sup>   |
|--|---|--|---|
|  | <br>CHINA                    | <br>PORSCHE         | <br>Jeep            |
|  | <br>FRANCE                   | <br>Levi's®         | <br>BURGER KING     |
|  | <br>UNITED KINGDOM           | <br>CONVERSE        | <br>HARLEY-DAVIDSON |
|  | <br>UNITED STATES OF AMERICA | <br>HARLEY-DAVIDSON | <br>PORSCHE         |
|  |   |  | <br>UNDER ARMOUR   |

# **Our Services.**





# Consulting Services.

## Make branding decisions using hard data

### Brand Research

#### *What gets measured*

Brand evaluations are essential for understanding the strength of your brand against your competitors. Brand Strength is a key indicator of future brand value growth whether identifying the drivers of value or avoiding the areas of weakness, measuring your brand is the only way to manage it effectively.

- + Brand Audits
- + Primary Research
- + Syndicated Studies
- + Brand Scorecards
- + Brand Drivers & Conjoint Analysis
- + Soft Power

- + Are we building our brands' strength effectively?
- + How do I track and develop my brand equity?
- + How strong are my competitors' brands?
- + Are there any holes in my existing brand tracker?
- + What do different stakeholders think of my brand?




### Brand Valuation

#### *Make your brand's business case*

Brand valuations are used for a variety of purposes, including tax, finance, and marketing. Being the interpreter between the language of marketers and finance teams they provide structure for both to work together to maximise returns.

- + Brand Impact Analysis
- + Tax & Transfer Pricing
- + Litigation Support
- + M&A Due Diligence
- + Fair Value Exercises
- + Investor Reporting

- + How much is my brand worth?
- + How much should I invest in marketing?
- + How much damage does brand misuse cause?
- + Am I tax compliant with the latest transfer pricing?
- + How do I unlock value in a brand acquisition?




### Brand Strategy

#### *Make branding decisions with your eyes wide open*


Once you understand the value of your brand, you can use it as tool to understand the business impacts of strategic branding decisions in terms of real financial returns.

- + Brand Positioning
- + Brand Architecture
- + Franchising & Licensing
- + Brand Transition
- + Marketing Mix Modelling
- + Sponsorship Strategy

- + Which brand positioning do customers value most?
- + What are our best brand extension opportunities in other categories and markets?
- + Am I licensing my brand effectively?
- + Have I fully optimised my brand portfolio?
- + Am I carrying dead weight?
- + Should I transfer my brand immediately?
- + Is a Masterbrand strategy the right choice for my business?



# Brand Evaluation Services.



## How are brands perceived in my category?

Brand Finance tracks brand fame and perceptions across 30 markets in 10 consumer categories. Clear, insightful signals of brand performance, with data mining options for those who want to dig deeper – all at an accessible price.

## What if I need more depth or coverage of a more specialised sector?

Our bespoke brand scorecards help with market planning and can be designed to track multiple brands over time, against competitors, between market segments and against budgets. Our 30-country database of brand KPIs enables us to benchmark performance appropriately.

## Do I have the right brand architecture or strategy in place?

Research is conducted in addition to strategic analysis to provide a robust understanding of the current positioning. The effectiveness of alternative architectures is tested through drivers analysis, to determine which option(s) will stimulate the most favourable customer behaviour and financial results.

## How can I improve return on marketing investment?

Using sophisticated analytics, we have a proven track record of developing comprehensive brand scorecard and brand investment frameworks to improve return on marketing investment.

## What about the social dimension? Does my brand get talked about?

Social interactions have a proven commercial impact on brands. We measure actual brand conversation and advocacy, both real-world word of mouth and online buzz and sentiment, by combining traditional survey measures with best-in-class social listening.

# Communications Services.

## How we can help communicate your brand's performance in brand value rankings



**Brand Accolade** – create a digital endorsement stamp for use in marketing materials, communications, annual reports, social media and website. Advertising use subject to terms and conditions.



Brand Finance®  
Awards

TOP 20  
SEMICONDUCTOR  
BRAND



Brand Finance®  
Awards

MOST VALUABLE  
SEMICONDUCTOR  
BRAND



Brand Finance®  
Awards

STRONGEST  
SEMICONDUCTOR  
BRAND



**Video Endorsement** – record video with Brand Finance CEO or Director speaking about the performance of your brand, for use in both internal and external communications.



**Bespoke Events** – organise an award ceremony or celebratory event, coordinate event opportunities and spearhead communications to make the most of them.



**Digital Infographics** – design infographics visualising your brand's performance for use across social media platforms.



**Trophies & Certificates** – provide a trophy and/or hand-written certificate personally signed by Brand Finance CEO to recognise your brand's performance.



**Sponsored Content** – publish contributed articles, advertorials, and interviews with your brand leader in the relevant Brand Finance report offered to the press.



**Media Support** – provide editorial support in reviewing or copywriting your press release, pitching your content to top journalists, and monitoring media coverage.



# Brand Dialogue®



With strategic planning and creative thinking, we develop communications plans to create dialogue with stakeholders that drives brand value.

Our approach is integrated, employing tailored solutions for our clients across PR and marketing activations, to deliver strategic campaigns, helping us to establish and sustain strong client relationships. We also have a specific focus on geographic branding, including supporting nation brands and brands with a geographical indication (GI).

---

Brand Dialogue Limited is a member of the Brand Finance Plc Group



## Research, Strategy & Measurement

- Brand & Communications Strategy
- Campaign Planning
- Market Research & Insights
- Media Analysis



## Public Relations & Communications

- Media Relations
- Press Trips & Events
- Strategic Partnerships & Influencer Outreach
- Social Media Management



## Marketing & Events

- Promotional Events
- Conference Management
- Native Advertising
- Retail Marketing



## Content Creation

- Bespoke Publications, Blogs & Newsletters
- Press Releases
- Marketing Collateral Design
- Social Media Content



## Strategic Communications

- Crisis Communications
- Brand Positioning & Reputation
- Geographic Branding
- Corporate Social Responsibility (CSR)







# Brand Finance<sup>®</sup> Institute

## Brand Finance Institute

*Learn how to build, protect and measure brand value*

The Brand Finance Institute is the educational division of Brand Finance, offering expert training on brand evaluation, management and strategy.

Our in-house training and workshops, online learning offer and webinars will help you answer key strategic questions about your brand for different levels of seniority and development needs:

- How can I grow brand value?
- How can I build a business case to show the return on my marketing investment?
- How can I set up my marketing budget using brand research and analytics?

---

For more information, contact [enquiries@brandfinance.com](mailto:enquiries@brandfinance.com) or visit [brandfinanceinstitute.com](http://brandfinanceinstitute.com)

---

Brand Finance Institute is a member of the Brand Finance plc group of companies



# Brand Finance Network.

For further information on our services and valuation experience, please contact your local representative:

| Market                      | Contact                | Email                             |
|-----------------------------|------------------------|-----------------------------------|
| Africa                      | Jeremy Sampson         | j.sampson@brandfinance.com        |
| Asia Pacific                | Alex Haigh             | a.haigh@brandfinance.com          |
| Australia                   | Mark Crowe             | m.crowe@brandfinance.com          |
| Brazil                      | Eduardo Chaves         | e.chaves@brandfinance.com         |
| Canada                      | Charles Scarlett-Smith | c.scarlett-smith@brandfinance.com |
| China                       | Scott Chen             | s.chen@brandfinance.com           |
| East Africa                 | Walter Serem           | w.serem@brandfinance.com          |
| France                      | Bertrand Chovet        | b.chovet@brandfinance.com         |
| Germany/Austria/Switzerland | Ulf-Brun Drechsel      | u.drechsel@brandfinance.com       |
| India                       | Ajimon Francis         | a.francis@brandfinance.com        |
| Indonesia                   | Sutan Banuara          | s.banuara@brandfinance.com        |
| Ireland                     | Declan Ahern           | d.ahern@brandfinance.com          |
| Italy                       | Massimo Pizzo          | m.pizzo@brandfinance.com          |
| Mexico & LatAm              | Laurence Newell        | l.newell@brandfinance.com         |
| Middle East                 | Andrew Campbell        | a.campbell@brandfinance.com       |
| Nigeria                     | Tunde Odumeru          | t.odumeru@brandfinance.com        |
| Romania                     | Mihai Bogdan           | m.bogdan@brandfinance.com         |
| Spain                       | Pilar Alonso Ulloa     | p.alonso@brandfinance.com         |
| Sri Lanka                   | Aliakber Alihussain    | a.hussain@brandfinance.com        |
| Sweden                      | Anna Brolin            | a.brolin@brandfinance.com         |
| Turkey                      | Muhterem Ilgüner       | m.ilguner@brandfinance.com        |
| UK                          | Annie Brown            | a.brown@brandfinance.com          |
| USA                         | Laurence Newell        | l.newell@brandfinance.com         |
| Vietnam                     | Lai Tien Manh          | m.lai@brandfinance.com            |





## Contact us.

---

**The World's Leading Brand Valuation Consultancy**

**T:** +44 (0)20 7389 9400

**E:** [enquiries@brandfinance.com](mailto:enquiries@brandfinance.com)

[www.brandfinance.com](http://www.brandfinance.com)